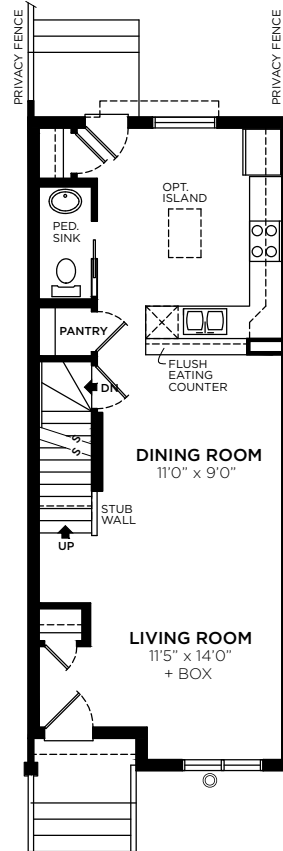


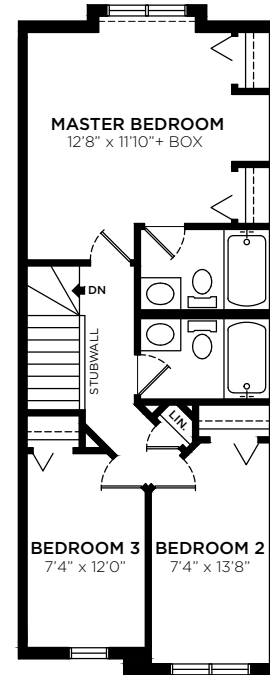
# PLAN B

## TOWNHOME UNIT

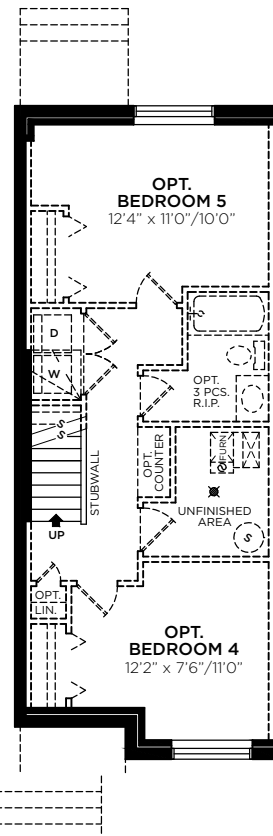
**1247 SQ. FT.**  
**3 BEDROOM + 2.5 BATHS**  
**WITH BASEMENT: 1715 SQ.FT.**  
**5 BEDROOMS + 3.5 BATHS**



**MAIN FLOOR**  
 632 SQ. FT.



**UPPER FLOOR**  
 615 SQ. FT.



**BASEMENT**  
 (OPTIONAL DEV.)  
 468 SQ. FT.

*The overall unit floor plan area is calculated from the outside of exterior framing wall to the centre of party wall at floor level. Please note, a different measurement methodology may apply for the purpose of the Condominium Property Act than has been utilized for the purpose of this drawing. See disclosure documents. The developer reserves the right to make modification or substitutions without notice.*

**SALES REPRESENTATIVE**  
 403.390.9310  
 SALES@REACHMARTINDALE.COM